

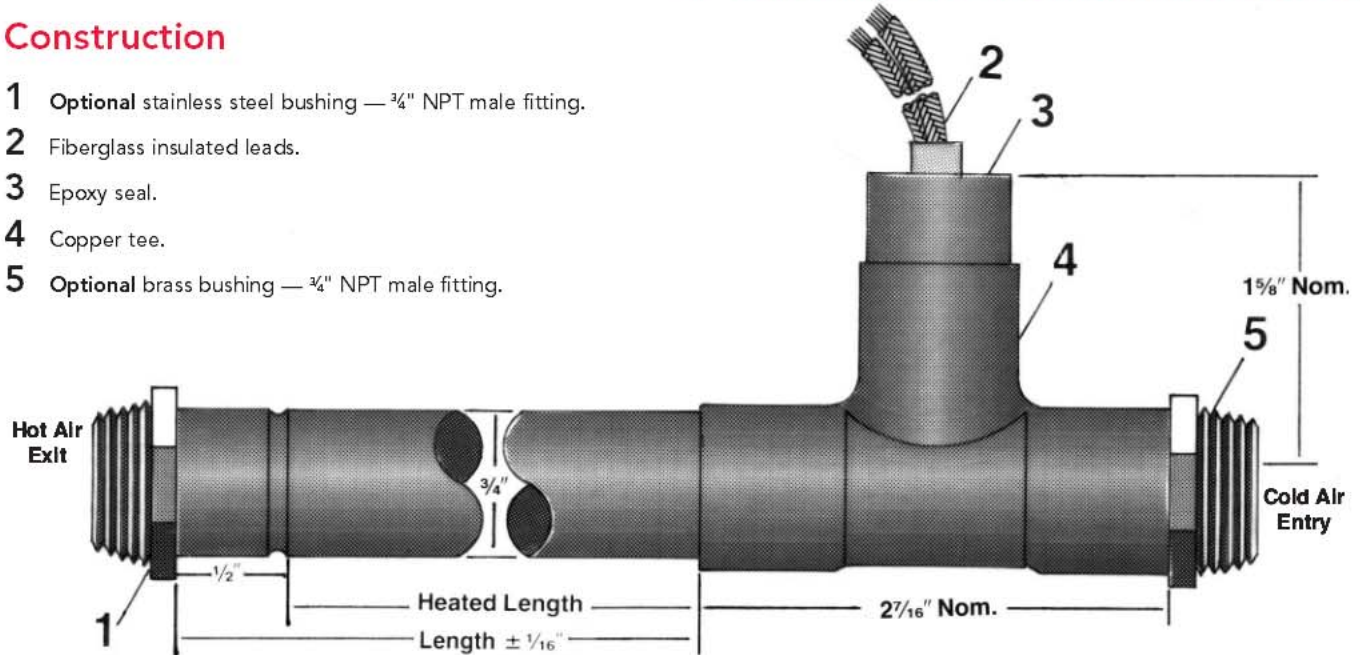


# Air Process Heaters

**3/4" Diameter – Horizontal use only**

## Construction

- 1 Optional stainless steel bushing — 3/4" NPT male fitting.
- 2 Fiberglass insulated leads.
- 3 Epoxy seal.
- 4 Copper tee.
- 5 Optional brass bushing — 3/4" NPT male fitting.



▼ Manufactured Items ▼

## Specifications

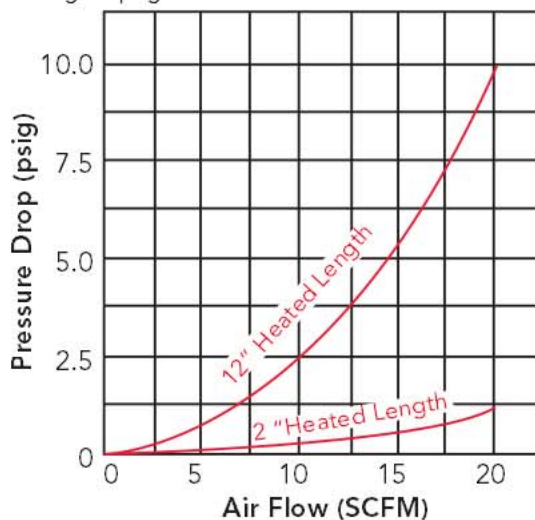
Maximum Amperage: 20

Cross Sectional Flow Area: .126 sq. in.

Maximum CFM: 20

CFM	Max. Watts/linear in of heated length
1	120
2	120
4	120
6	150
8	200
10	250
15	375
20	500

Pressure rating: 80 psig.



## Sizes

Diameter: 3/4"

Length	Heated Length	Cat. No. w/o fittings	Cat. No. w/Male NPT fittings
3"	2 1/2"	AH75-3	AH75-3MF
4"	3 1/2"	AH75-4	AH75-4MF
5"	4 1/2"	AH75-5	AH75-5MF
6"	5 1/2"	AH75-6	AH75-6MF
7"	6 1/2"	AH75-7	AH75-7MF
8"	7 1/2"	AH75-8	AH75-8MF
9"	8 1/2"	AH75-9	AH75-9MF
10"	9 1/2"	AH75-10	AH75-10MF
12"	11 1/2"	AH75-12	AH75-12MF

## Special Features Available

MF: 3/4" NPT male fittings (add MF to catalog number).

FF: 1/4" NPT female fittings (add FF to catalog number).

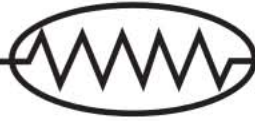
HF: Hose adapter on entry and only (add HF to catalog number and specify I.D. of hose).

SF-3: Alternate style — Post terminals

SF-28: Three Phase

SF-29: Multiple Heat circuits — Specify wattages

SF-32: High voltage (above 250V — consult factory)

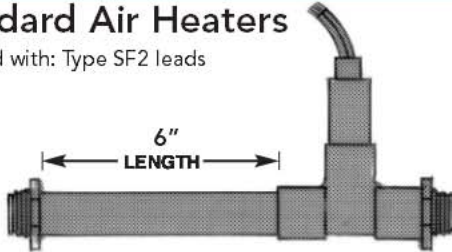


# Air Process Heaters

▼ IN STOCK ITEMS ▼

## Standard Air Heaters

Supplied with: Type SF2 leads



Length	Cat. No.	Dia.	Wattage	Voltage	Watts/		Lead Length	Fittings
					Linear Inch	Weight		
6"	AH75-6	3/4"	190	120	34	.43	12"	
6"	AH75-6MF	3/4"	190	120	34	.68	12"	3/4" NPT
6"	AH75-6	3/4"	750	120	136	.43	12"	
6"	AH75-6MF	3/4"	750	120	136	.68	12"	3/4" NPT
6"	AH75-6	3/4"	750	240	136	.43	12"	
6"	AH75-6MF	3/4"	750	240	136	.68	12"	3/4" NPT